

Energy-Aware Computing Systems

Energiebewusste Rechensysteme

II. Principles

Timo Hönig

2018-10-24



Agenda

Preface

Terminology

System Entities and Properties

Switching Circuits

Power and Energy Demand

Interlude: Dark Silicon

System Characterization

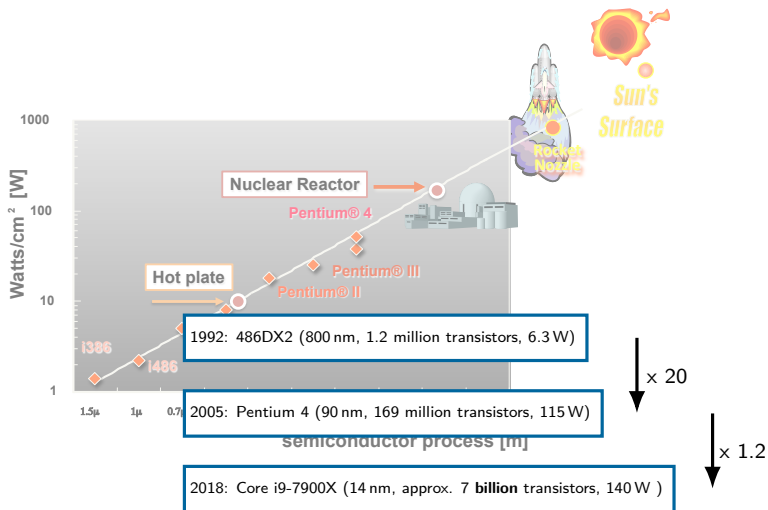
Basic Metrics

Extended and Composite Metrics

Summary



Preface: The Power Wall



Disambiguation: Energy-Aware Computing Systems

recap: meaning of the lecture labelling in linguistic terms:

en·er·gy (gr.) *energeia*: word based upon *ergon*, meaning *work*

1. capacity for the exertion of power
2. a fundamental entity of nature that is transferred between parts of a system in the production of physical change within the system

aware (old en.) *gewær*

1. having or showing realization, perception, or knowledge
2. state of being conscious of something

com·put·ing (lat.) *computare*: *com* (together) + *putare* (to settle)

1. task of making a calculation
2. to use a computer

sys·tems plural of (gr.) *systemas*: to place together

1. a regularly interacting or interdependent group of items forming a unified whole
2. a group of devices (...) or an organization forming a network especially for distributing something or serving a common purpose



Disambiguation: Energy-Aware Computing Systems

- dissecting the terminology

energy	aware	computing	systems
energy	efficient	computing	systems
power	aware	computing	systems
power	efficient	computing	systems

- energy vs. power

energy : capacity to do work

power : rate of doing work

- to be aware as a prerequisite to be efficient

aware : perception and sensing → e.g. measure ground truth

efficient : retrospective, current, and predictive → e.g. ↑ results, ↓ efforts

- also consider and reflect on: efficient vs. effective

efficient : useful work per quantity of energy invested


effective : degree of reaching a pursued goal



- leading questions → system constraints
 - what is the average or maximum power demand? → supply requirements
 - which limits (e.g. thermal) must be adhered to? → demand limit
 - is there a maximum energy demand? → extend system service duration
- metrics
 - what are the correct **metrics** to answer the leading questions?
 - what correlation towards other (non-functional) system properties must be respected?
 - what are the influencing factors and variables?
- methods
 - what are the correct **methods** to answer the leading questions?
 - how to determine the relevant base data (e.g. power and energy demand)?
 - what is the correct momentum of analysis? → a priori / at runtime / a posteriori

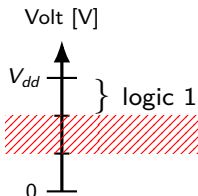
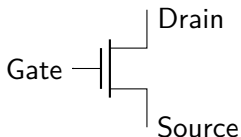


- switch: a device for making **and** breaking the connection in an *electric* circuit
- basic components in CMOS technology
 - transistors (*imperfect* switches)
 - wires (interconnect)
- transistor types
 - NMOS (n-type transistor)
 - PMOS (p-type transistor)



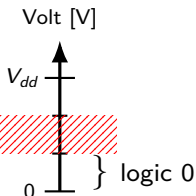
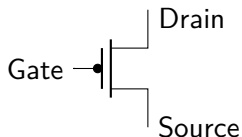
Basic System Components: Transistors

■ NMOS



logic 1 $V_{gate} > V_{threshold_high}$

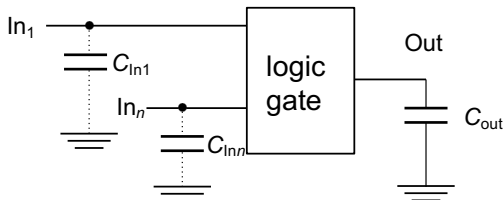
■ PMOS



logic 0 $V_{gate} < V_{threshold_low}$



- NMOS and PMOS transistors
 - ... implement logic gates
 - ... switch capacitances



- charges move into and out of capacitors
 - input capacitances (e.g., gate capacitances)
 - output capacitances (e.g., wire length, fanout \rightarrow # driven gates)



Recap: Base Units in Electric Circuits¹

■ Current I

- flow of electric charge
- Ampere, unit: A

■ Voltage V

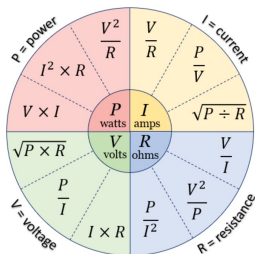
- potential between two points (e.g., ground and V_{dd})
- Volt, unit: V

■ Power P

- rate at which electrical energy is transferred by an electric circuit
⇒ power: rate of doing work
- Watt, unit: W → V · A ... or: J / s

■ Energy E

- energy that is transmitted by electricity or stored in electrical fields
⇒ energy: ability to do work
- Joule, unit: J → V · A · s ... or: W · s



¹Digest

Definition (Energy Demand)

The energy demand E of a system is measured in joules (J) and is determined by the integral of power demand over time.

$$E_{\text{op}} = \int_{t_0}^{t_1} p(t) \cdot dt$$

Example

The energy demand E_{op} that is required to execute an operation is calculated by integrating the time function of the power demand $p(t)$ over the time $t_{\text{op}} = t_1 - t_0$ required to run the operation.



Power and Energy Demand of Systems

Definition (Power Demand)

The power demand P of a system is measured in joules per second (J/s). One joule per second equals one watt (W).

$$P_{total} = \underbrace{(C_{load} \cdot f_p \cdot A \cdot V_{dd}^2)}_{P_{dynamic}} + \underbrace{(I_{short} \cdot V_{dd})}_{P_{short-circuit}} + \underbrace{(I_{leak} \cdot V_{dd})}_{P_{static}}$$

Components of Power Demand

The instantaneous power demand of a circuit is split into three components: **dynamic**, **short-circuit**, and **static** power demand. Dynamic and static power demand commonly dominate.

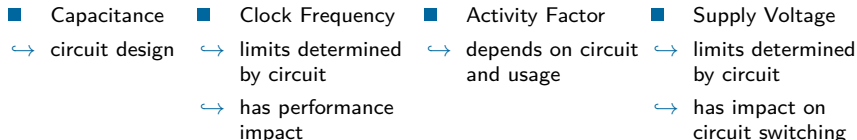


Dynamic Power Demand

■ Dynamic Power Demand

- Capacitance C_{load} → {gate,diffusion,wire} capacitance
- Operating Frequency f_p → clock frequency
- Activity Factor A → fraction of clock frequency, {0...1}
- Supply Voltage V_{dd} → (dynamic) voltage that is required for operation

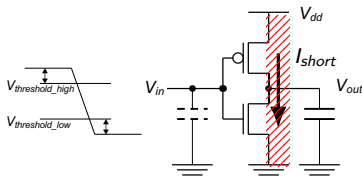
$$P_{dynamic} = C_{load} \cdot f_p \cdot A \cdot V_{dd}^2$$



Short Circuit and Static Power Demand

■ Short-Circuit Power Demand

- finite rise and fall times of voltages
- NMOS/PMOS transistors conduct simultaneously $\Rightarrow P_{short} = I_{short} \cdot V_{dd}$



■ Static Power Demand (Leakage)

- gate leakage
- sub-threshold current
- drain junction leakage

■ Trends

- capacitances decrease \rightarrow less power is required to drive the capacitance
- lower supply voltages \rightarrow lower leakage current
- but: lower threshold voltages \rightarrow higher leakage
- gap between voltage scaling and transistor scaling results in higher power density and **dark silicon**...



- technology trend, state of the art
 - 2018: Core i9-7900X (14 nm, approx. 7 billion transistors, 140 W)
 - chip area unchanged \Rightarrow \uparrow density of transistors \Rightarrow \uparrow power density
 - result: violation of power constraints as to thermal limits
 - effect: hitting the utilization wall [8] leads to unpowered areas

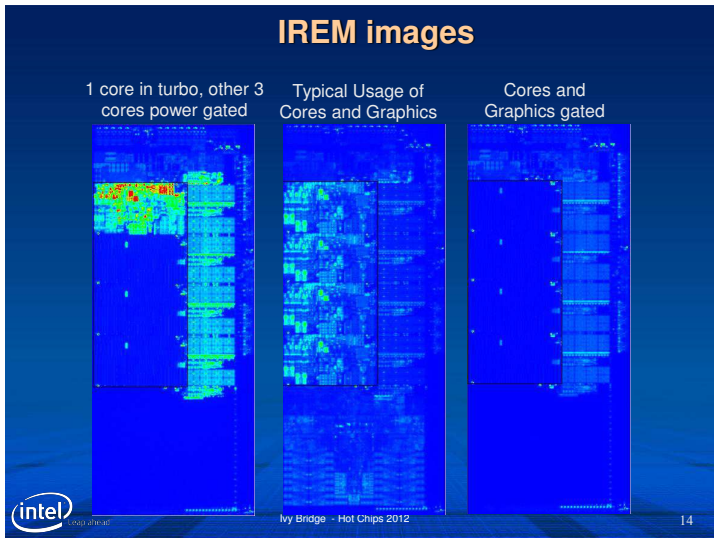
Dark Silicon [2] and its impact...

Although cores fit onto die as to shrinking semiconductor scaling, they can't be powered simultaneously due to power constraints^a

^aat least not at with highest clock speed

- effective (and unbeloved) counter-measures
 - switch off cores
 - run cores with reduced clock speed
 - reschedule activities



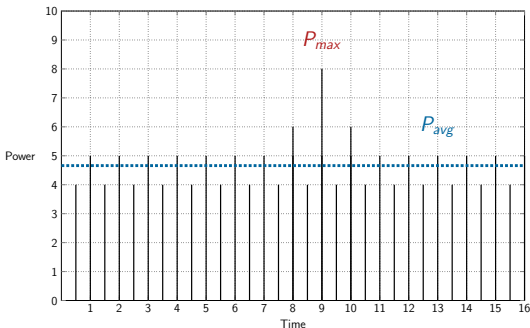


- impact of dark silicon
 - future generation systems increasingly interweave design processes of hardware and software components
 - impose challenges for operating systems
 - strict focus on **energy-awareness**
- energy-aware system designs require. . .
 - comparison of systems with regards to different properties
 - power demand
 - energy demand
 - performance
 - latency
 - design criteria (static) → hardware *and* software
 - system planning (dynamic) → hardware *and* software
- **metrics** and methods for system characterization



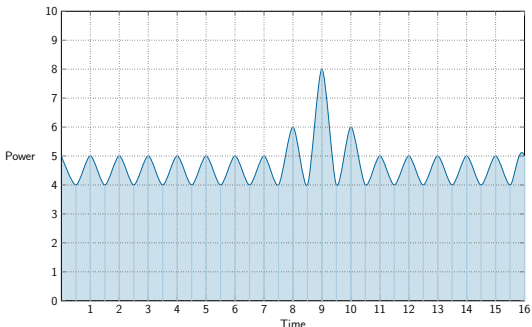
Basic Metrics: Power

- Power P (Watt, unit: W or J / s)
 - rate at which electrical energy is transferred by an electric circuit
⇒ power: rate of doing work
- Power is a suitable metric for. . .
 - power supply constraints, cooling facilities → peak power
 - prediction of heat dissipation → average and peak power



Basic Metrics: Energy

- Energy E (Joule, unit: J or $W \cdot s$)
 - energy that is transmitted by electricity or stored in electrical fields
⇒ energy: ability to do work
- Energy is a suitable metric for...
 - dimensioning of electricity supplies → battery life
 - energy bill



Basic Metrics: Power vs. Energy Revisited

- power and energy demand are insufficient metrics
- system characteristics may differ strongly even though power or energy characteristics are the same
 - performance → execution time in systems
 - latency → response time in networked systems
- extended metrics combine basic metrics (e.g., power, energy demand) with additional system properties (e.g., execution time)
- **basic** metrics are used to build different **composite** metrics
 - **energy demand** itself can be interpreted as a composite metric
 - power-delay* product (PDP):
power demand (in Watt) · delay (in seconds) → energy demand (in Joule)
- more complex metrics to be explored which consider and emphasize different system properties to varying degrees. . .

*delay: time unit, i.e., measured in seconds



Extended and Composite Metrics

- power-delay product (PDP): $P_{avg} \cdot t$
 - average energy consumed per switching event
 - good for fixed voltage designs
- energy-delay product (EDP): $E \cdot t = P_{avg} \cdot t \cdot t$
 - equal weight for changes of **energy demand** and **performance**
 - Horowitz et al. [3]
 - ↪ metric is misleading for systems with dynamic voltage scaling → ED²P
- energy-delay-squared product (ED²P)
 - metric good for fixed micro architecture with dynamic voltage scaling
 - Brooks et al. [1]
- energy-delay-cubed product (ED³P)
 - further emphasize on performance, used for high-performance scenarios
 - Srinivasan et al. [6]



- **power** and **utilization walls** (dark silicon) forces drastic redesign of computing systems for energy awareness
- energy demand of computing systems must be seen in due **consideration** of other **non-functional properties** (e.g., performance)
- available **metrics** must be suitable for individual use
- reading list for Lecture 3:
 - ▶ Vivek Tiwari et al.
Power Analysis of Embedded Software: A First Step Towards Software Power Minimization
IEEE Transactions on Very Large Scale Integration (VLSI) Systems, 1994.



Reference List I

- [1] BROOKS, D. M. ; BOSE, P. ; SCHUSTER, S. E. ; JACOBSON, H. ; KUDVA, P. N. ; BUYUKTOSUNOGLU, A. ; WELLMAN, J. ; ZYUBAN, V. ; GUPTA, M. ; COOK, P. W.:
Power-aware microarchitecture: design and modeling challenges for next-generation microprocessors.
In: *IEEE Micro* 20 (2000), Nov, Nr. 6, S. 26–44
- [2] ESMAEILZADEH, H. ; BLEM, E. ; AMANT, R. S. ; SANKARALINGAM, K. ; BURGER, D. :
Dark silicon and the end of multicore scaling.
In: *Proceedings of the 38th Annual International Symposium on Computer Architecture (ISCA)*, 2011, S. 365–376
- [3] HOROWITZ, M. ; INDERMAUR, T. ; GONZALEZ, R. :
Low-power digital design.
In: *Proceedings of 1994 IEEE Symposium on Low Power Electronics*, 1994, S. 8–11
- [4] JAHAGIRDAR, S. ; GEORGE, V. ; SODHI, I. ; WELLS, R. :
Power management of the third generation Intel Core micro architecture formerly codenamed Ivy Bridge.
In: *Proceedings of the IEEE Hot Chips 24 Symposium (HCS)*, 2012, S. 1–49



Reference List II

- [5] POLLACK, F. J.:
New microarchitecture challenges in the coming generations of CMOS process technologies.
In: *Proceedings of the 32nd Annual ACM/IEEE International Symposium on Microarchitecture*, 1999
- [6] SRINIVASAN, V. ; BROOKS, D. ; GSCHWIND, M. ; BOSE, P. ; ZYUBAN, V. ; STRENSKI, P. N. ; EMMA, P. G.:
Optimizing pipelines for power and performance.
In: *Proceedings of the 35th Annual IEEE/ACM International Symposium on Microarchitecture*, 2002, S. 333–344
- [7] SUTTER, H. :
The free lunch is over: A fundamental turn toward concurrency in software.
In: *Dr. Dobbs's journal* 30 (2005), Nr. 3, S. 202–210
- [8] VENKATESH, G. ; SAMPSON, J. ; GOULDING, N. ; GARCIA, S. ; BRYKSIN, V. ; LUGO-MARTINEZ, J. ; SWANSON, S. ; TAYLOR, M. B.:
Conservation Cores: Reducing the energy of mature computations.
In: *Proceedings of the 15th International Conference on Architectural Support for Programming Languages and Operating Systems*, 2010, S. 205–218

